

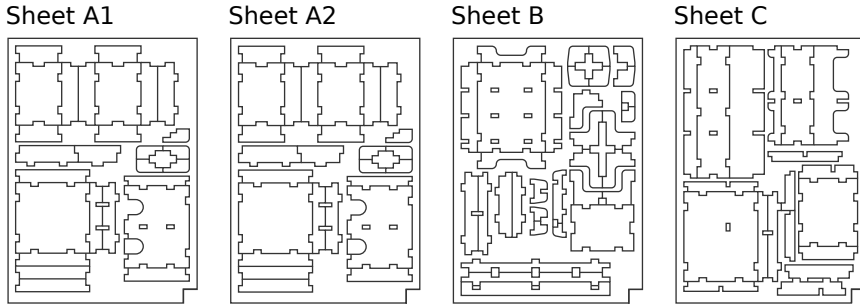
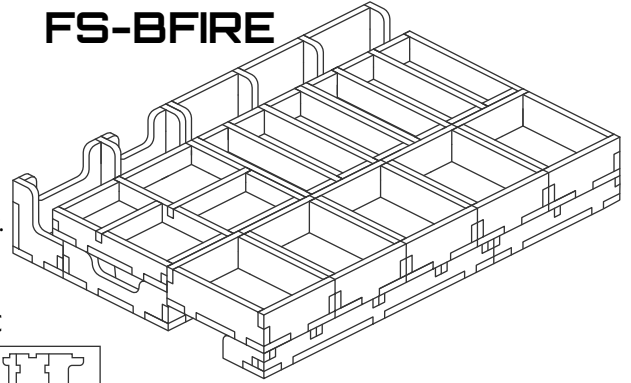
FS-BFIRE insert compatible with Bonfire® including space for the Trees & Creatures® expansion



Assembly Instructions

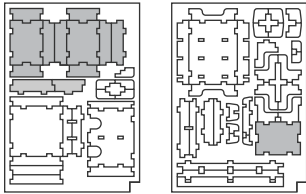
The package contains 4 sheets: one double and two single sheets.
 After assembly the trays are put in up to 2 layers in the original game box.
 Ordinary PVA glue is required when assembling each tray.
 Please make sure you dry-assemble each tray correctly before gluing it together.
 Please check www.foldedspace.net for general assembly tips.

FS-BFIRE

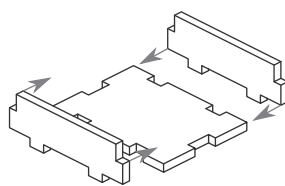


Tray 1a, 1b, 1c, 1d, 1e (the trays are identical)

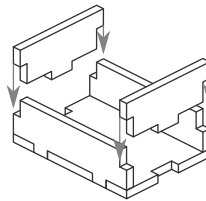
Sheet A1, A2 Sheet B



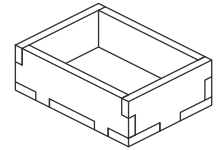
Step 1



Step 2

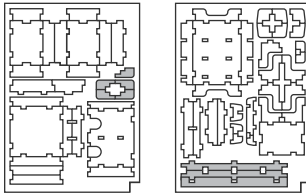


Finished tray

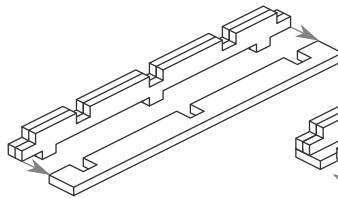


Tray 2

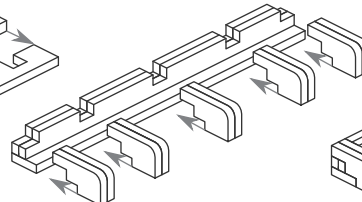
Sheet A1, A2 Sheet B



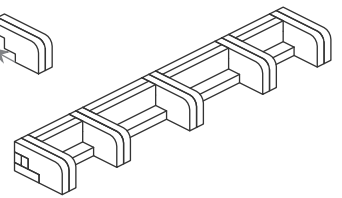
Step 1



Step 2

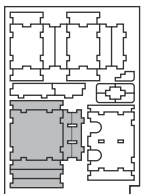


Finished tray

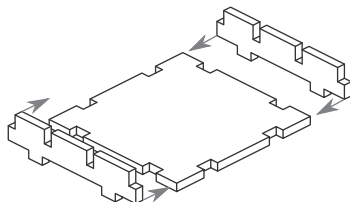


Tray 3a & 3b (the trays are identical)

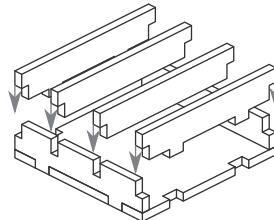
Sheet A1, A2



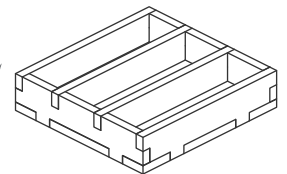
Step 1



Step 2

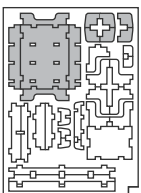


Finished tray

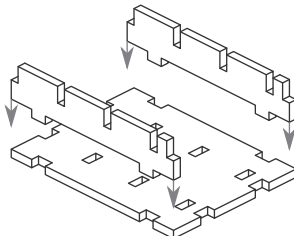


Tray 4

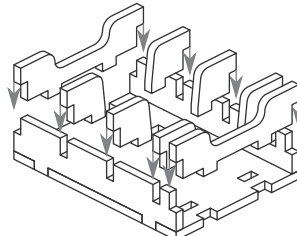
Sheet B



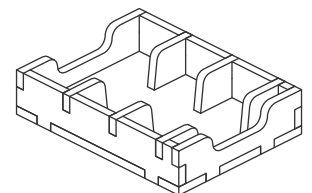
Step 1



Step 2



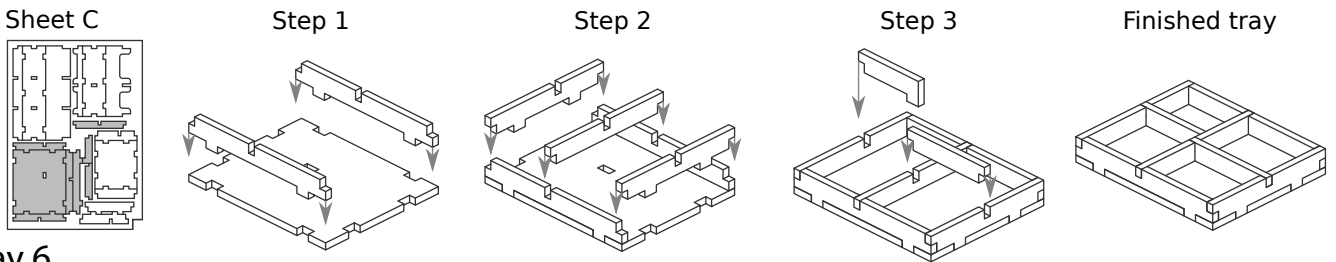
Finished tray



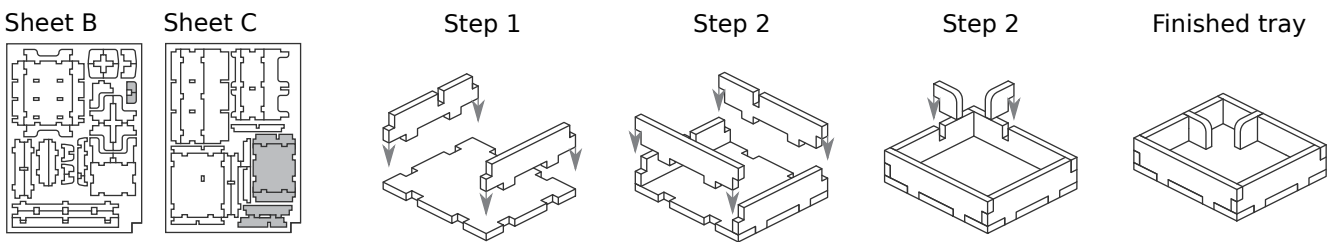
FS-BFIRE insert compatible with Bonfire®
including space for the Trees & Creatures® expansion



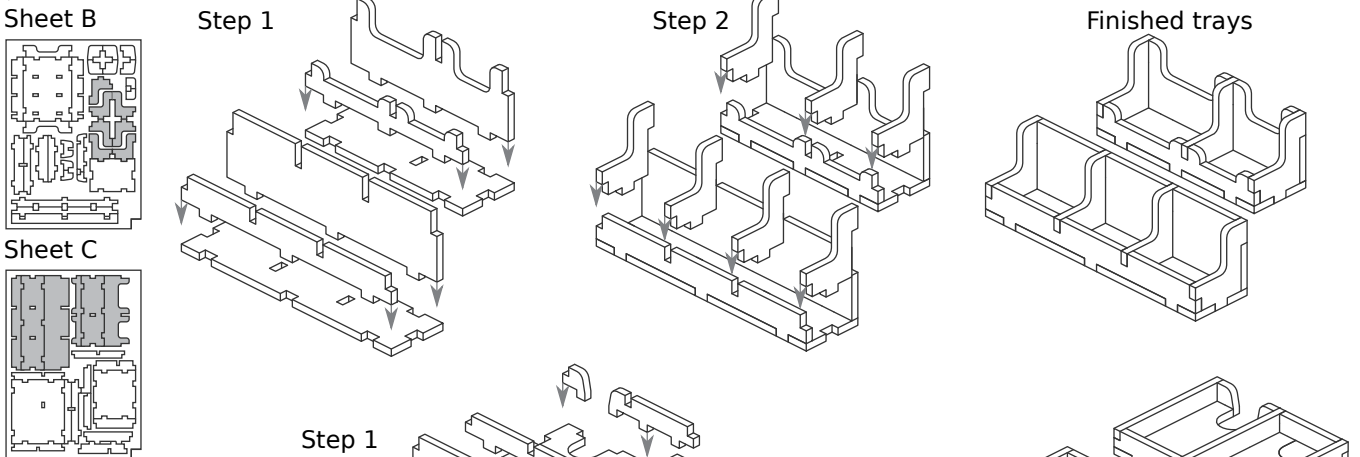
Tray 5



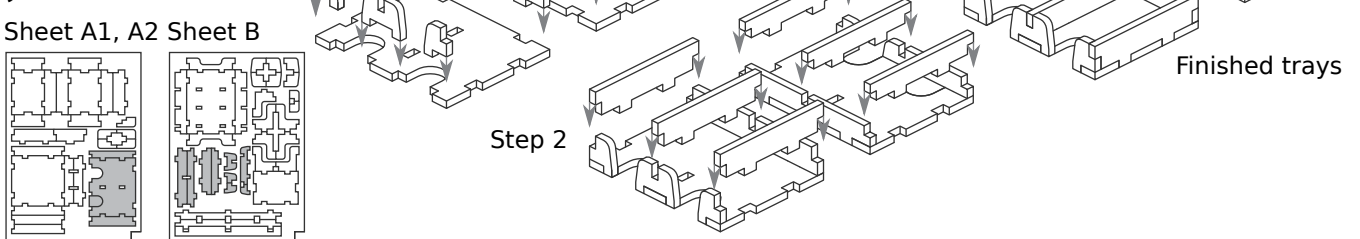
Tray 6



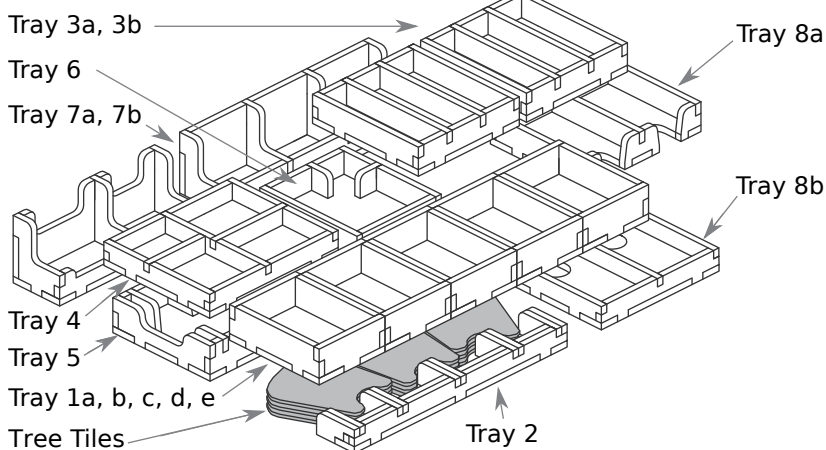
Tray 7a, 7b



Tray 8a, 8b



FS-BFIRE



Please check www.foldedspace.net for photos of this insert in use.

Tray legend:

- Tray 1a, b, c, d, e - player pieces
- Tray 2 - filler tray for tree tiles
- Tray 3a, b - resources
- Tray 4 - path tiles
- Tray 5 - action tiles
- Tray 6 - guardians, novices, and multiplier tokens
- Tray 7a - task tokens
- Tray 7b - great bonfires, extensions, countdown, and guardian tiles
- Tray 8a - gnome and event card decks
- Tray 8b - elders & other cards, and portal tokens