

# FS-CIVND insert

compatible with Civilization: A New Dawn<sup>®</sup>,  
incl. the Terra Incognita<sup>®</sup> expansion



## Assembly Instructions

The package contains 5 sheets, two identical to the other two and one different sheet.

The part marked in sheet B2 is to be discarded.

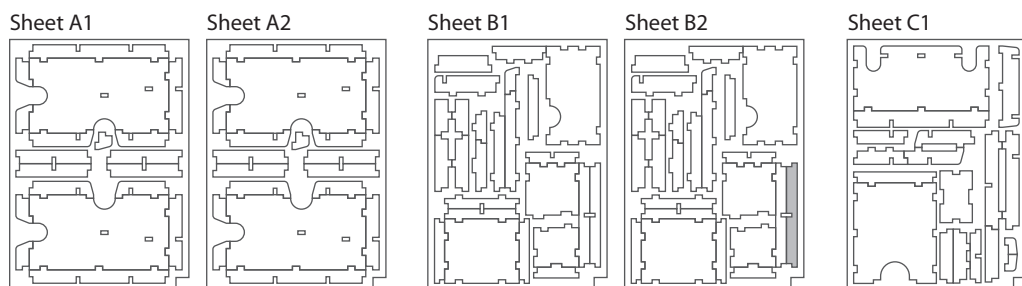
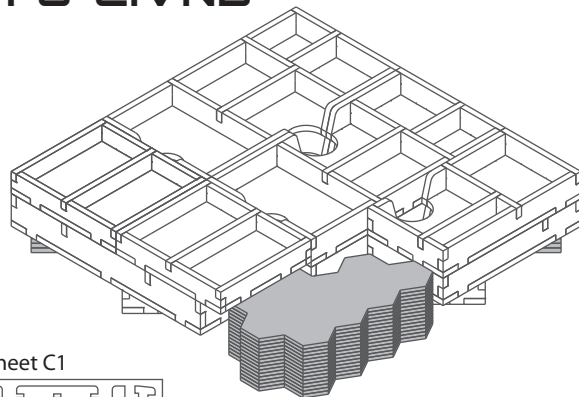
After assembly the trays are put in three layers in the original game box.

Ordinary PVA glue is required when assembling each tray.

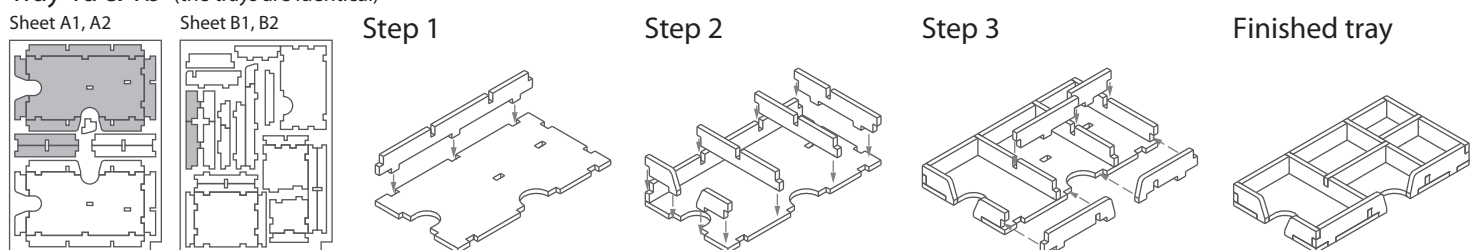
Please make sure you dry-assemble each tray correctly before gluing it together.

Please check [www.foldedspace.net](http://www.foldedspace.net) for general assembly tips.

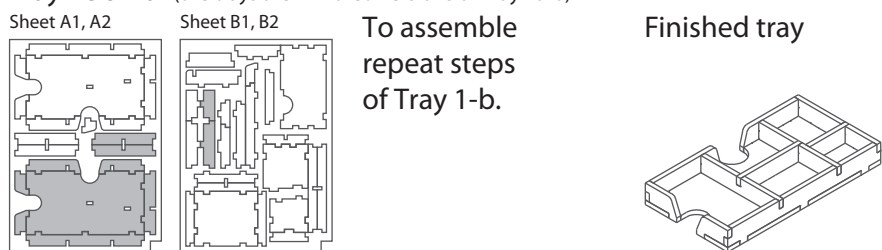
## FS-CIVND



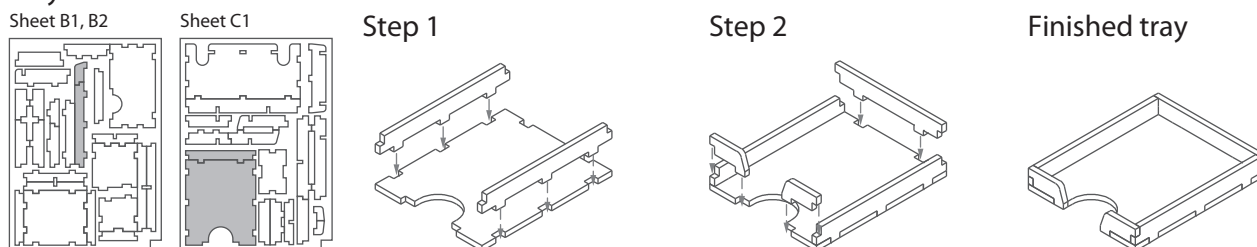
### Tray 1a & 1b (the trays are identical)



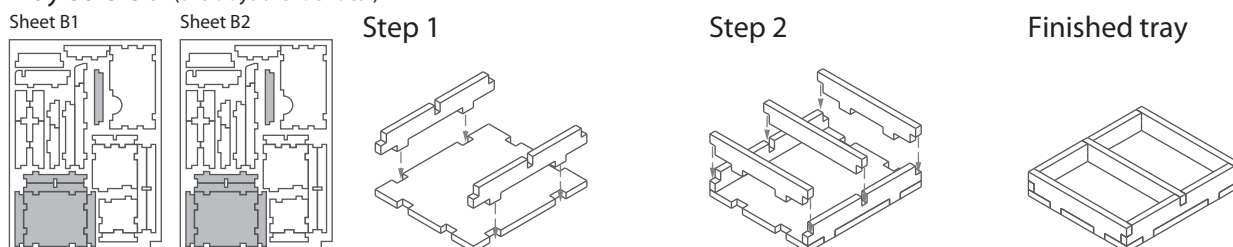
### Tray 1c & 1d (the trays are mirrored versions of Tray 1a-b)

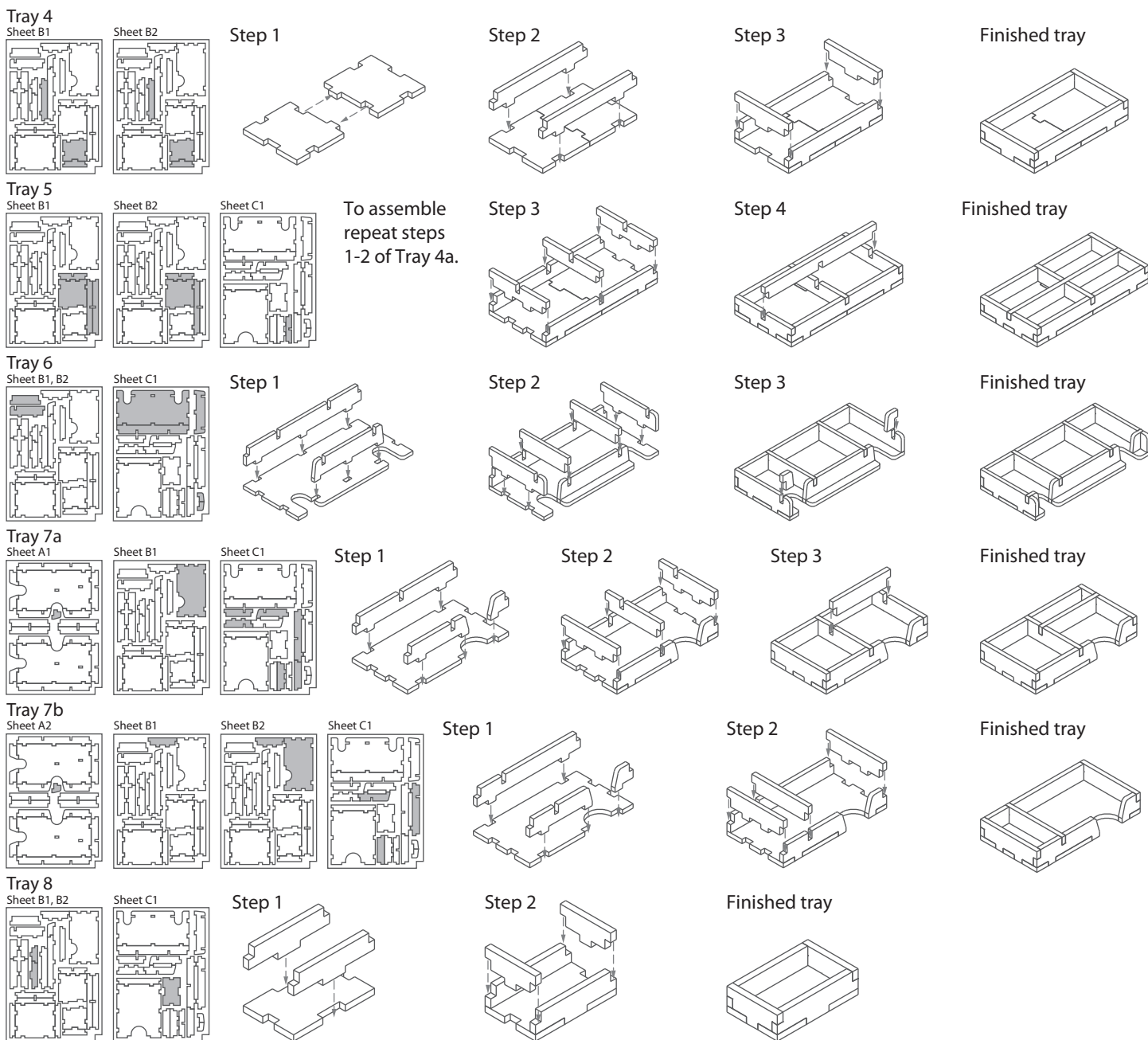


### Tray 2

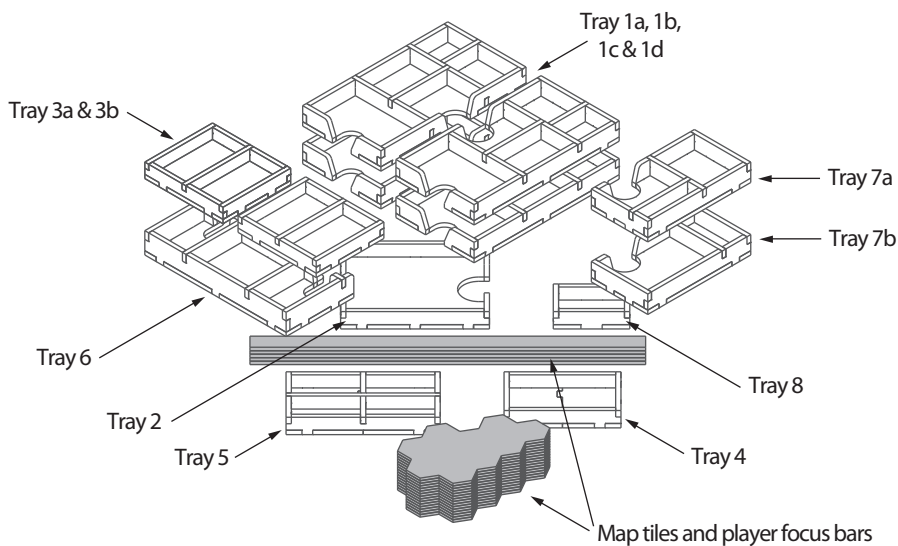


### Tray 3a & 3b (the trays are identical)





**FS-CIVND**



Please check [www.foldedspace.net](http://www.foldedspace.net) for photos of this insert in use.

**Tray legend:**

- Tray 1a, b, c, d - player pieces & cards
- Tray 2 - leader sheets and unique focus cards
- Tray 3a - trade tokens
- Tray 3b - resource tokens
- Tray 4 - city-state & fort tokens
- Tray 5 - world wonder tokens
- Tray 6 - water tokens & dice, and city-state diplomacy, world wonder & other cards
- Tray 7a, b - fifth player pieces & cards
- Tray 8 - natural wonder and barbarian tokens

Note: the two event dials and the barbarian direction token are placed on top of the map tiles stack. The player focus bars are placed in the bottom of the box, diagonally from corner to corner, with trays 2, 4, 5, & 8 arranged around them and the map tile stack.