

FS-ICAT insert  
 compatible with The Isle of Cats®,  
 incl. the Late Arrivals® and Kickstarter Pack® expansions

## Assembly Instructions

The package contains 5 sheets, two identical to the other two and one different sheet.

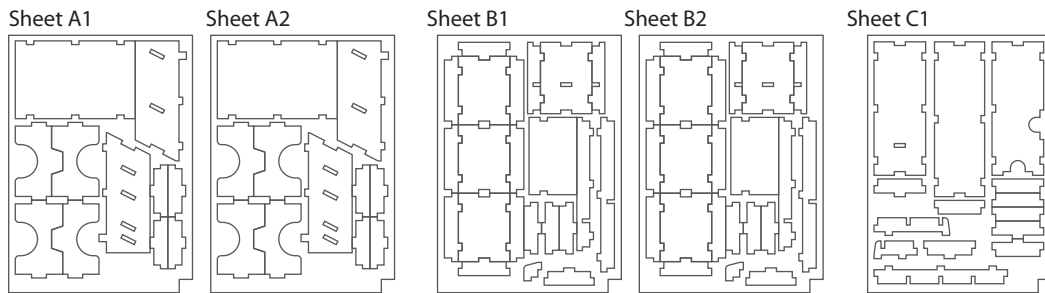
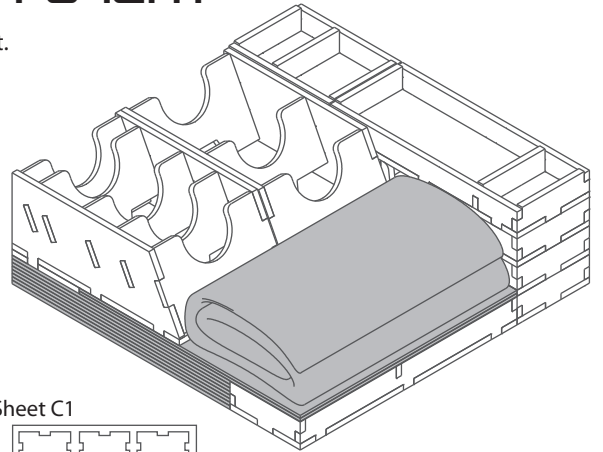
After assembly the trays are put in four layers in the original game box.

Ordinary PVA glue is required when assembling each tray.

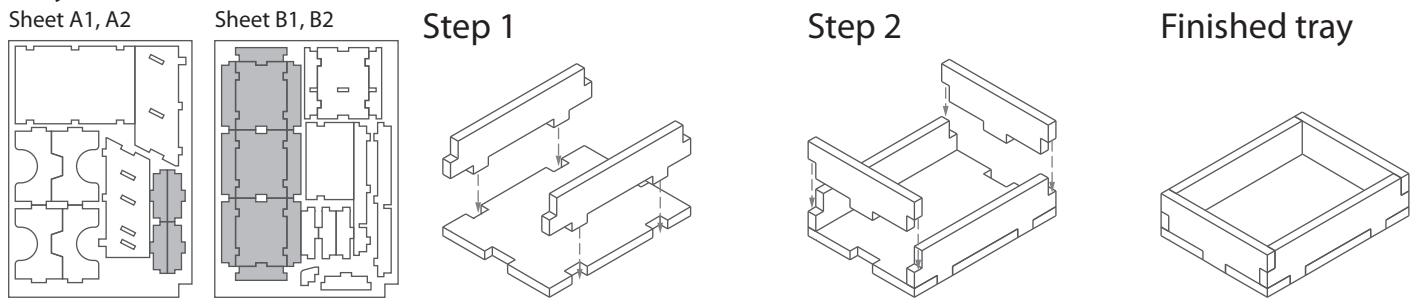
Please make sure you dry-assemble each tray correctly before gluing it together.

Please check [www.foldedspace.net](http://www.foldedspace.net) for general assembly tips.

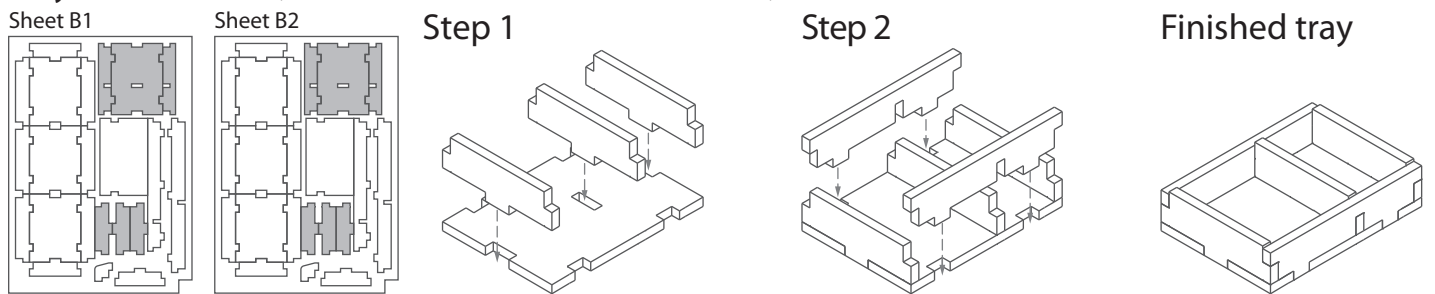
## FS-ICAT



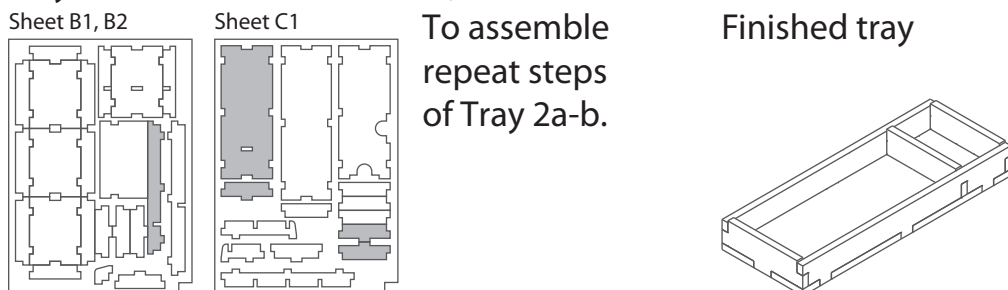
### Tray 1a, 1b, 1c, 1d, 1e & 1f (the trays are identical)



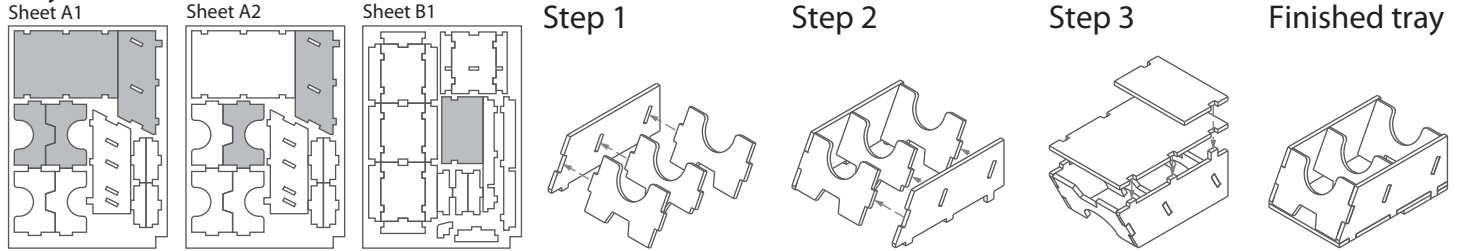
### Tray 2a & 2b (the trays are identical; middle divider walls intentionally taller than sides)



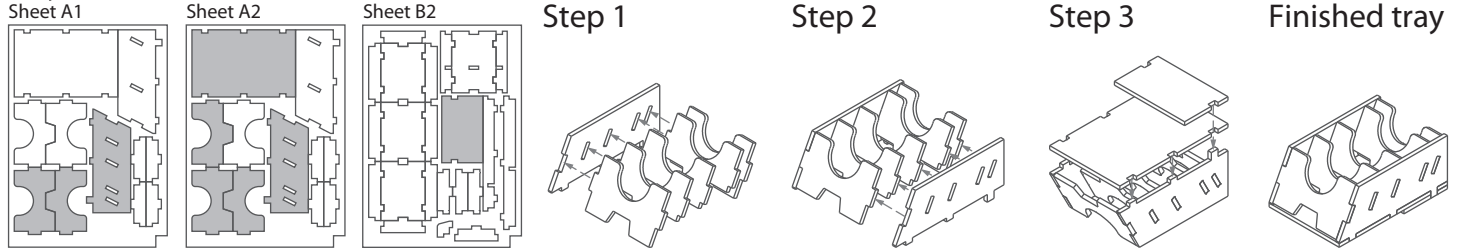
### Tray 3 (middle divider walls intentionally taller than sides)



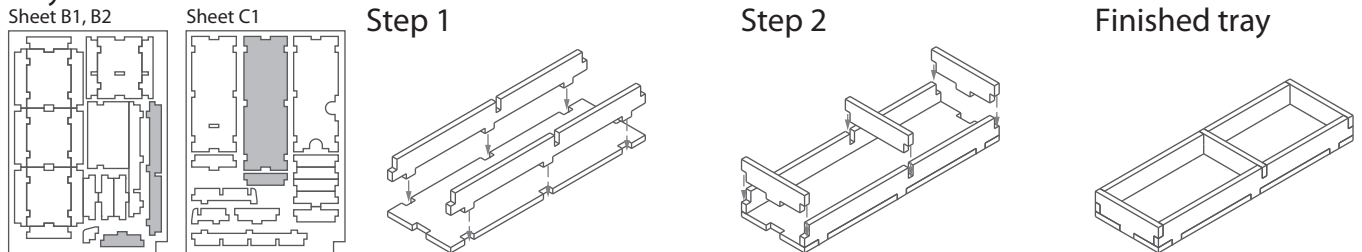
**Tray 4a**



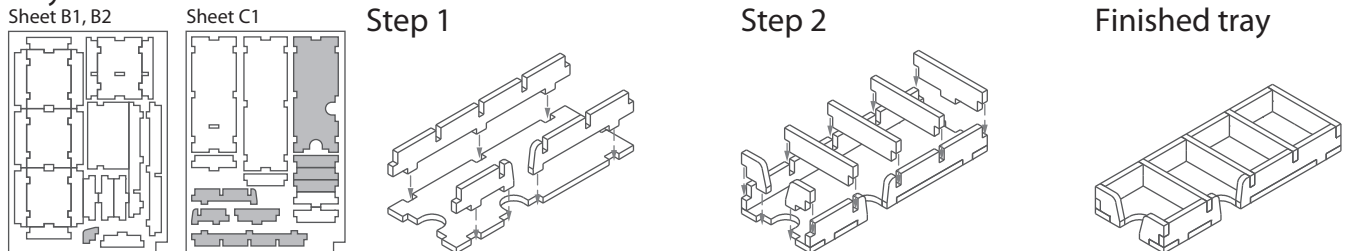
**Tray 4b**



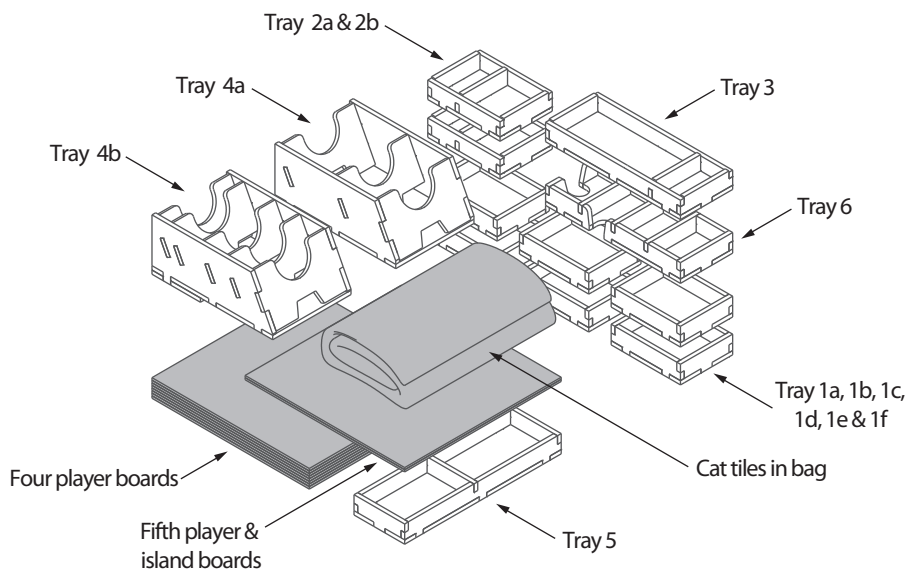
**Tray 5**



**Tray 6**



**FS-ICAT**



Please check [www.foldedspace.net](http://www.foldedspace.net) for photos of this insert in use.

**Tray legend:**

- Tray 1a, b, c, d, e - cat figures by colour
- Tray 1f - basket tokens
- Tray 2a, b - fish tokens
- Tray 3 - oshax tiles and vesh's boat & oshax figures
- Tray 4a - discovery cards
- Tray 4b - other cards
- Tray 5 - surplus token tray, to store small cat figures and card fish tokens
- Tray 6 - common treasures

Note: Trays 2a, 2b, & 3 have slightly taller middle divider walls. This is to hold the rulebook in place when placed on top of the trays, see product page on website for details.