



AMUL

Rules

2019-04-29

INTRODUCTION

In the game of *Āmul*, players are merchants competing for wealth and prestige. Each round, players simultaneously choose one card in their hand and place it in the **market**. Then, everyone gets to pick one card from the **market** to place in their hand. Once everyone has picked a card, each player must play a card in their personal play area. But only certain cards score when played on the table and others should be kept in hand for end game scoring.

GAME COMPONENTS

183 Cards:

- › 146 **Market** cards*
- › 16 **Palace** cards
- › 9 **Bazaar** cards*
- › 1 Starting Player card
- › 1 First Pick card
- (Back: Setup summary)
- › 1 Round Tracker card (Back: Scoring summary)
- › 8 Round Summary cards
- (Back: Majority scoring summary)

Card backs:



Market Card



Palace Card



Bazaar Card



Game Board

1 Game Board

1 Scoring Pad

1 Rulebook

1 Card Reference



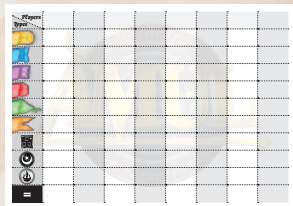
Starting Player card



Round Tracker card






First Pick card



Round Summary card

Scoring Pad

* **T** For regular play, remove the **Tea Market** cards (8 in total) and the **Tea Trader Bazaar** card (1 card). They are only used in the variant version of the game, explained on page 7.



Market card



Palace card
(white marble frame)



Bazaar card
(brown parchment frame)

- ① Card style (color & flag edge), ② Trait symbols, ③ Position icon(s), ④ Card number,
- ⑤ Card name, ⑥ Set icon, ⑦ Control icon, ⑧ Card power, ⑨ Player count, ⑩ Card back.

SETUP

- 1 Prepare the cards according to your player count: A small blue circle in the lower right corner of every **Palace**, **Bazaar**, and **Market** card indicates the minimum number of players with which the card is used. Return any unused cards to the box.

Example: In a 5-player game, use only cards marked 3, 4, and 5.



- 2 Set up the **Palace** by placing each **Palace** card faceup next to the **Palace** side of the Game Board.

- 3 Set up the **Bazaar** by placing each **Bazaar** card faceup next to the **Bazaar** side of the Game Board.



- 4 Shuffle the **Market** cards facedown to form a **Market** deck. Place the deck near the **Market** side of the Game Board.

- 5 Deal 5 **Market** cards facedown to each player as a starting hand.

Note: Players may freely look at their own cards but should always keep them hidden from the other players.

- 6 Give each player a Round Summary card.
- 7 Choose a Starting Player randomly and give that player the Starting Player card, the First Pick card, and the Round Tracker card. Put the Starting Player card on top of the Round Tracker card so that only the number one is showing.



- 8 **Note:** Each player should reserve some space on the table in front of them. This will be their personal play area, into which they will play a card each round. Any cards played into the play area should always be visible to all players.

- 9 You are now ready to start.

GAME PLAY

The game is played for 9 rounds. After the 9th round, cards are scored and the player with the most Prestige points wins.

Each **game round** consists of three consecutive phases: **Replenish**, **Planning**, and **Upkeep**.

Replenish Phase

Deal

At the beginning of each round, including the first, the Starting Player deals 1 **Market** card from the **Market** deck to each player.



Reminder: Players should now have 6 **Market** cards in their hand.

Fill the Market

Deal **Market** cards from the **Market** deck faceup on the table next to the **Market** side of the Game Board, according to the number of players as follows:

3 players

1 card

4 players

2 cards

5 to 8 players

3 cards



1 From now on, this area is called the **Market**.

Example: 4-player setup

Note: The **Palace** and the **Bazaar** are never refilled.

After **Filling the Market**, proceed to the **Planning Phase**.

Planning Phase

Offer

Each player **simultaneously** chooses one of the **Market** cards in their hand and adds it facedown to the **Market**. When all players have placed a card in the **Market**, turn all cards added by the players faceup.

Pick

Starting with the player holding the First Pick card, each player in clockwise order chooses one of the faceup cards in the **Market** and adds it to their hand.




! **Important:** After playing a number of rounds equal to the number of players, players with **Military Prowess** get to pick their cards first. See **Military Prowess** on page 6.



Note: You may not choose a card from the **Palace** or from the **Bazaar**.


Reminder: When all players have picked a card from the **Market**, they should again have 6 **Market** cards in their hand.

Reveal

Each player **simultaneously** chooses one of the **Market** cards in their hand and places it facedown in their personal play area.

Note: The players should aim to choose a card that has a play area icon  in the left margin.

Once all players have chosen a card, they each reveal their card faceup in their play area. If the card that the player reveals has a play area icon , the player keeps it in their play area. If the card only has a hand icon , it is immediately removed from the game. Some **Market** cards have both symbols and can be retained in the play area.

Note: The rest of your cards stay in your hand. You can use them for an Offer or Reveal in any upcoming **Planning Phase**. Cards with a hand icon  can also be saved in hand for end game **Scoring**.

Hint: Pay attention to which cards other players Offer, Pick, and Reveal. Many cards are scored based on what players have in their hands, so some information related to scoring will stay hidden until the end of the game.

Reminder: Each player should now have 5 **Market** cards in their hand and (typically) as many cards in their play area as rounds of play.

After all players have revealed a card, proceed to the **Upkeep Phase**.

Upkeep Phase

Resolve Immediate Effects

If any cards with immediate effects were played this round, resolve them in clockwise order, beginning with the player holding the First Pick card.

! **Important:** After playing a number of rounds equal to the number of players, players with **Military Prowess** get to resolve their cards first. See **Military Prowess** on page 6.

Depending on the card played, its effect allows the player to take a card either from the **Palace**, the **Bazaar**, or the **Market** (see the Card Reference booklet for further details). Effects are the only way of acquiring **Palace** and **Bazaar** cards.

Note: The following cards have immediate effects: **Arab Merchant**, **Mongol Merchant**, **Contract**, **Scavenger**, and **Mughal Warlord**.

Empty the Market

Remove any cards remaining in the **Market** from the game.

Pass the First Pick Card

Move the First Pick card to the next player in clockwise direction.

Note: The Starting Player card is never moved.

Progress

The Starting Player slides the Round Tracker card to show next round number.

You are now ready to start a new round with the **Replenish Phase**.




Military Prowess

When the First Pick card returns to the player holding the Starting Player card (this happens when you have played as many rounds as you have players), Military Prowess comes into effect. For the remainder of the game, player order will be determined in a new way:



Important: Players with Military Prowess will pick a card from the **Market** and resolve immediate effects before those who do not have Military Prowess. The symbols on the First Pick card serve as a reminder of this.



A player's Military Prowess is the total number of Military Prowess symbols  they have on the cards in their play area.

Example: Linda has played these cards into her play area. Her Military Prowess is now 3.



The player with the highest Military Prowess goes first. In the case of a tie, alphabetical order of Pick Order symbols (A B C...) determines Military Prowess player order.


Example: Lukas has played these cards into his play area. He now has 3 Military Prowess. Because his best Pick Order symbol is B, he goes before Linda, whose best symbol is D.





Note: When all players with Military Prowess have chosen a card, those who have no Military Prowess pick theirs in normal player order. The First Pick card continues to move from player to player and still determines player order for those with no Military Prowess.

The same adjusted player order applies to picking cards from the **Market** during the **Planning Phase** and resolving any immediate effects during the **Upkeep Phase**.

END OF GAME


After 9 rounds, the game ends. All players remove from the game all cards in their hand that **do not have** a hand icon  in the left margin. The rest of the cards in their hand are placed in their play area.

Reminder: All players will now (usually) have 5  cards and 9  cards (plus any cards gained by resolving effects) in their play area.

Scoring

Note: Many cards have variable scoring. Refer to the Card Reference booklet for detailed scoring instructions.

Choose one player to act as a bookkeeper who fills in the Scoring Pad row by row.






Market and Palace Cards

When the bookkeeper calls out a card color, each player scores each card of that color in their personal play area.



Bazaar Cards

When the bookkeeper calls out the **Bazaar** cards , each player scores each **Bazaar** card in their personal play area.



Majorities

When the bookkeeper calls out a majority scoring, each player counts the number of corresponding symbols on their cards.

There are two separate majority scorings. The players with the most Arab symbols , as well as the players with the most Mongol symbols  score as follows:

1st rank

8 Prestige points

2nd rank

4 Prestige points

3rd rank

2 Prestige points

If several players have the same number of symbols and therefore tie for a rank, these players get the Prestige points of the lowest of their shared ranks.

Example: Linda, Lukas, and Markus all have the most Mongol symbols. Therefore they share the 1st rank, the 2nd rank, as well as the 3rd rank. Their lowest shared rank is the 3rd rank, so they all score 2 Prestige points.

Winner

The player with the most Prestige points wins the game.

In the case of a tie, the player with higher Military Prowess wins.

GAME VARIANT: TEA

Note: In the regular game of *Amul*, by the end of the game, every card will either have been dealt to the players or to the **Market**. Therefore, skilled players will be able to build strategies knowing that a specific card will be available for a specific combination unless taken by an opponent. No card will be left out of the game by chance.

Players desiring more variance and chance in their gameplay may introduce a new product to the game – **Tea**. The setup for the variant game is the same as for the normal game, but **Tea** cards are added to the **Market** deck and the **Tea Trader** is added as an extra card in the **Bazaar**. The recommended number of added **Tea** cards is equal to the number of players, but players are free to experiment with any number of their choosing.



Reminder: At the end of the 9th round, a number of **Market** cards equal to the added **Tea** cards should be left in the **Market** deck.

CARD DISTRIBUTION

This chart lists all the cards in the game, broken down according to their player counts. In this chart, the **Palace** cards are listed as **P**. **Tea Trader** is listed as **T**.

	3	4	5	6	7	8
Amul City Guard				1		
Arab Caravan	1					
Arab General		1				
Arab Guard	2	1				
Arab Merchant	2	1	1		1	1
Arab Prince			1			
Arab Relic	1					
Arab Spy					1	
Arab Sword	1					
Camel	6					
Camel Drivers			1			
Carpet	3					
Contract	3	1	1	1	1	1
Courtesan						1
Dancer						1
Dervish	P					
Diplomat		1				
Ebony						3
Envoy		1				
Fugitive				1		
Gem		6	1	P	1	1
Gemsmith		1				
Gold	4		1, P	1	1	1
Gold Smuggler	1					
Ivory				3		
Jade			3			
Jeweler		1				
Lamp	2	P		1		
Medallion				P	1	

	3	4	5	6	7	8
Mercenaries					1	
Mongol Caravan	1					
Mongol General		1				
Mongol Guard	2		1			
Mongol Merchant	2	1	1		1	1
Mongol Prince			1			
Mongol Relic	1					
Mongol Spy					1	
Mongol Sword	1					
Mughal Warlord	6			1		
Nomad					1	
Oil	2, P	P		1		
Opium	1		1			P
Peddler				1		
Porcelain	3					
Scavenger	1	1		1		
Sheikh					1	
Silk			7		P	1
Silver	4, P	1	1	1	1	1, P
Spice	4, P	3	2, P	1	2	2, P
Spice Broker		1				
Spice Dealer	1					
Tax Collector		1				
Tea	3	1	1	1	1	1
Tent	P					
Thief	1					
Trading House	1					
Yurt	P					
Trader	3, T	1	1	1	1	1

CREDITS

Game Design: Remo Conzadori, Stefano Negro

Game Development: Markus Bremer

Art Director and Graphic Design: Jere Kasanen

Illustrations: Eilene Cherie

Rulebook editing: Oskari Westerholm,
Markus Bremer, Jere Kasanen, Van Willis

Localization: T.R. Knight



©2019 Lautapelit.fi Oy
www.lautapelit.fi



North American Publisher
Stronghold Games
7964 Emerald Winds Circle,
Boynton Beach, FL 33473 USA

info@StrongholdGames.com

@StrongholdGames

StrongholdGames
StrongholdGames.com